

Launching Learning Communities in ILIAS

What are Learning Communities?

Cohort-based, interdisciplinary approach to higher education fairly common in U.S. colleges and universities

Learning Community is a group of people

- connected by a sense of membership,
- who are actively engaged in learning together from each other,
- their individual needs are met and
- they have some influence on their joint way of collaboration.

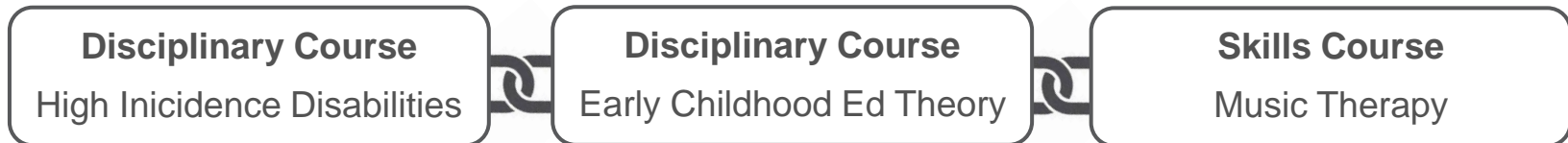
Research indicates that enrolling in learning communities improves retention and achievement in students.

Examples of Learning Communities

Linked Courses



Learning Clusters



Federated Learning Communities



Background for Requirements

The requirements for this project came from the following scenarios:

1. Self-directed open online course ,Prerequisite Mathematics‘ for people applying for a programme for which they have not enrolled yet
2. Mentored blended learning ,Supplementary Study Skills Course‘
Enrolled students
3. Network of Alumni ,Defense Forces‘ allowing for a sense of belonging and fostering civil careers

Full documentation of requirements workshop and the whole Learning Communities project is available at:

http://www.ilias.de/docu/goto_docu_wiki_wpage_3043_1357.html

Objectives for ILIAS-Project

Promoting People

- 'Who is online?'-Tool shows users relevant to oneself
- Enhance the visibility of the Personal Profile

Improving Communication

- Simple synchronous communication with other users
- Channel is available throughout the whole system

Enabling Networking

- Users build a network by adding connections
- Users can set up teams to collaborate

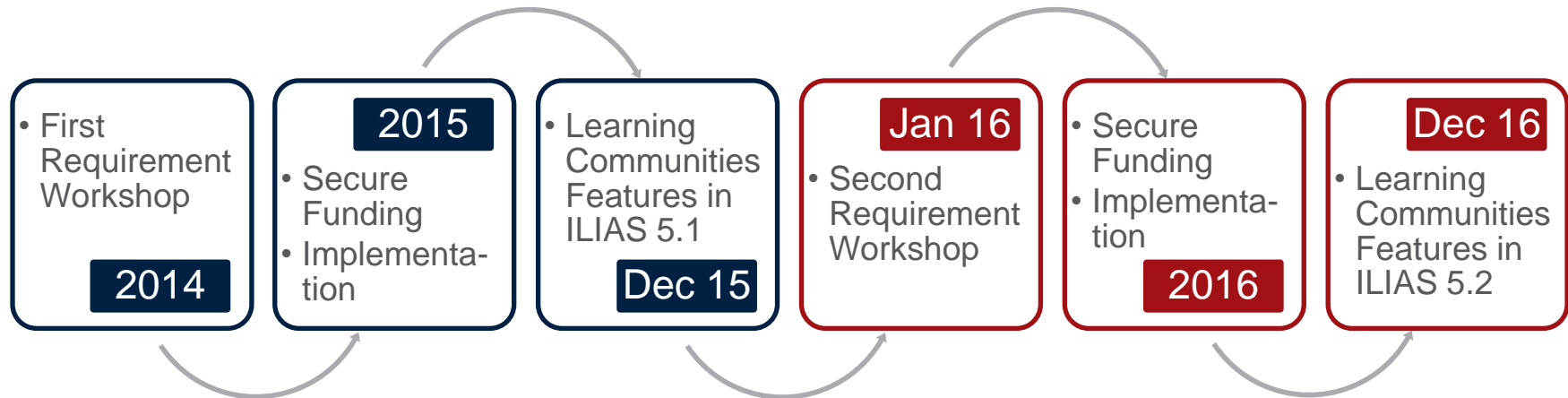
Facilitating Learning Support

- Users advertise requests / offers for learning support
- Exchanging resources is simplified

Project Status and Outlook

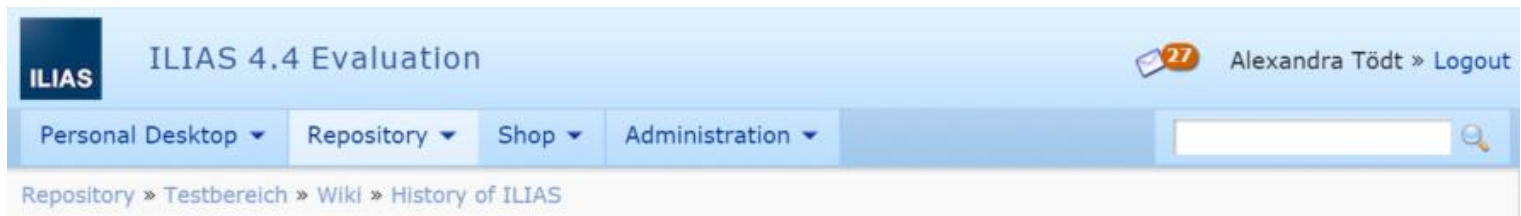
- Implementation was chunked in several, independent projects of different sizes
- Several features were implemented with ILIAS 5.1
- Some feature remain to be implemented with ILIAS 5.2 and still require funding
- Dedicated Special Interest Group “Learning Communities” was formed
- Invitation to next requirements workshop in January 2016 will be sent via the SIG Learning Communities at http://www.ilias.de/docu/goto_docu_grp_4154.html

Project Timeline



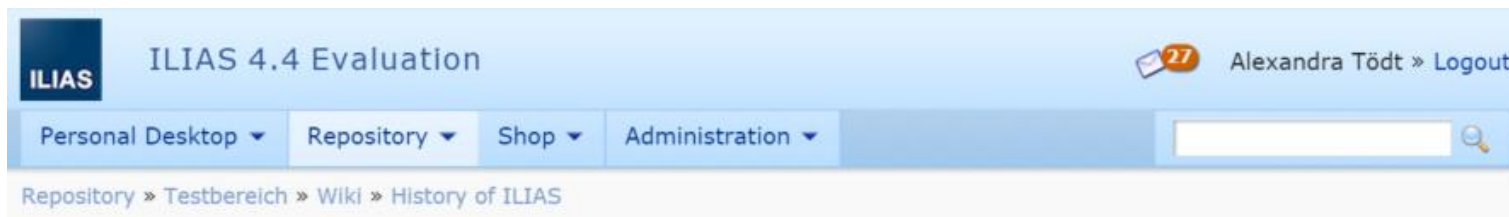
Promoting People » Access to Profile

ILIAS 4.4: Personal Profile is accessed using the 'Personal Desktop'-dropdown

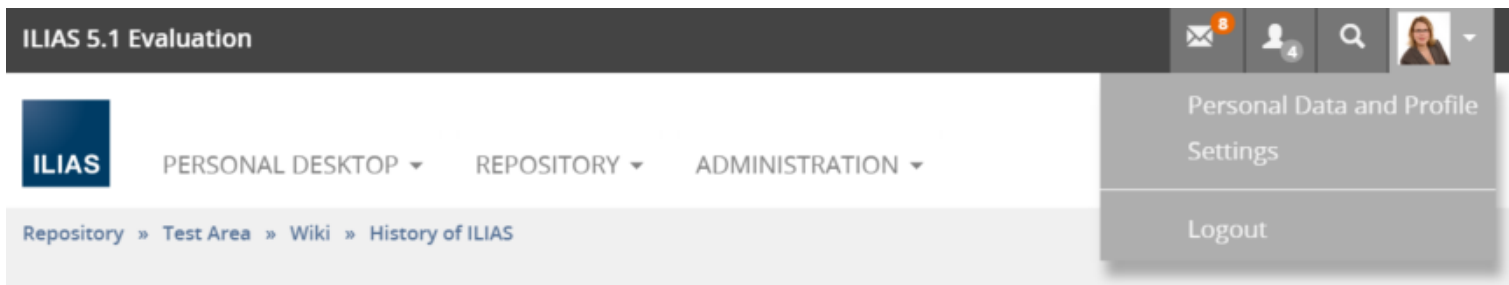


Promoting People » Access to Profile

ILIAS 4.4: Personal Profile is accessed using the 'Personal Desktop'-dropdown



ILIAS 5.0: Personal Profile is accessible from every screen in ILIAS.



Promoting People » ‚Who is online?‘-Tool



ILIAS 5.0: „Who is online“ only on Personal Desktop.

The screenshot displays the ILIAS 5.0 Personal Desktop interface. At the top, a dark navigation bar contains the text "ILIAS 5.0 Evaluation" on the left, and icons for mail (with a notification badge of 3), search, and a user profile on the right. Below this is a main navigation menu with the "ILIAS" logo and several menu items: "PERSONAL DESKTOP", "REPOSITORY", "TEST AREA", "ADVANCED SEARCH", and "ADMINISTRATION".

The main content area is titled "Overview" and features an "Actions" dropdown menu in the top right corner. It is divided into three primary sections:

- Mail:** Contains two messages. The first is from Fabian Kruse (Fabian.Kruse) dated 15. Apr 2015, with the subject "Testrail bereit für ILIAS 5.1". The second is a system message from ILIAS dated 04. Dec 2014, with the subject "New posting in forum Tester-Forum ILIAS 5.0 Evaluation".
- Selected Items:** Shows a course titled "Become a social scient or how to handle the non-fictuous! Komplet" with a green progress indicator. Below the title, it lists "learning objective driven course", "Registration Period: No Registration Possible", and "Learning Progress: ●".
- Active Users:** Lists three active users: Andre Mersch (andre.mersch), Alexandra Tödt (atoedt), and Klaus Vorkauf (KlausVorkauf). Each user entry includes a profile picture and links for "Mail" and "Public Chat".

At the bottom left, there is a partially visible "System Messages" section with a gear icon.

Promoting People » ‚Who is online?’-Tool

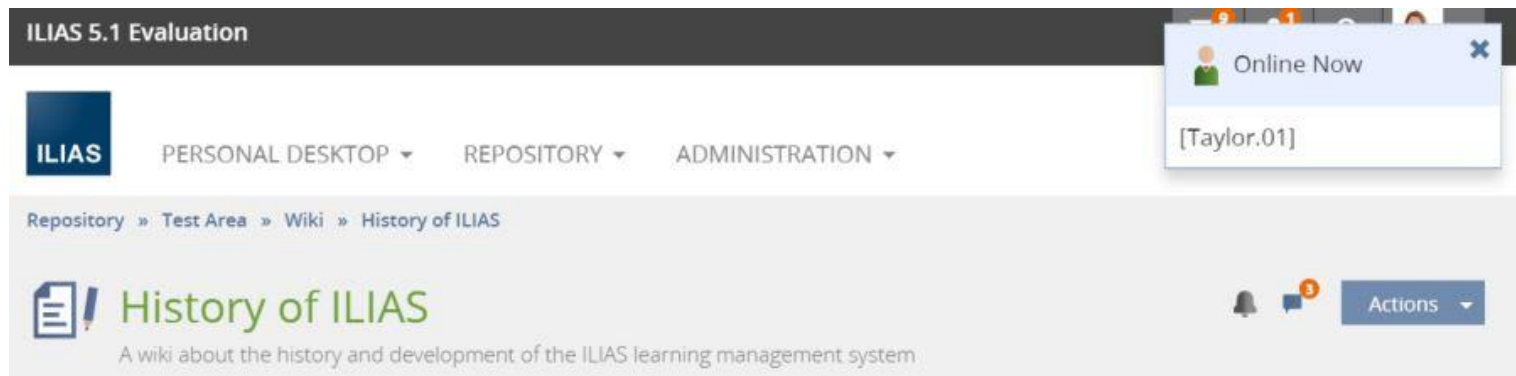
ILIAS 5.1: ‚Who is online?’-Tool provides awareness of relevant other users on every screen throughout ILIAS.

The screenshot displays the ILIAS 5.1 user interface. At the top, a dark navigation bar contains the text 'ILIAS 5.1 Evaluation' on the left and icons for notifications (8), a user profile (3), search, and a user profile picture on the right. Below this, a light blue header features the 'ILIAS' logo and three main menu items: 'PERSONAL DESKTOP', 'REPOSITORY', and 'ADMINISTRATION'. The breadcrumb trail reads 'Repository » Test Area » Wiki » History of ILIAS'. The main content area is titled 'History of ILIAS' with a subtitle 'A wiki about the history and development of the ILIAS learning management system'. A sidebar at the bottom contains navigation options: 'Page', 'Edit', 'Metadata', 'History', 'Clipboard', 'Statistics', 'What Links Here?', and 'Print'. A dropdown menu is open, showing a search filter and two sections of online users: 'Approved Contacts' (listing Mersch, Andre and Vorkauf, Klaus) and 'My Groups and Courses' (listing Wolf, Fabian).

Section	Name	Username	Status
Approved Contacts	Mersch, Andre	[andre.mersch]	
	Vorkauf, Klaus	[KlausVorkauf]	
My Groups and Courses	Wolf, Fabian	[fwolf]	Online

Promoting People » ‚Who is online?‘-Tool

ILIAS 5.1: Users are notified if a relevant users goes online.



The screenshot displays the ILIAS 5.1 Evaluation interface. At the top, a dark header contains the text "ILIAS 5.1 Evaluation". Below this, the ILIAS logo is followed by navigation links: "PERSONAL DESKTOP", "REPOSITORY", and "ADMINISTRATION", each with a dropdown arrow. A notification bubble in the top right corner shows a green person icon, the text "Online Now", and the username "[Taylor.01]". Below the navigation, a breadcrumb trail reads "Repository » Test Area » Wiki » History of ILIAS". The main content area features a document icon, the title "History of ILIAS" in green, and a subtitle "A wiki about the history and development of the ILIAS learning management system". On the right side of this area, there are notification icons (a bell and a speech bubble with a red '3') and an "Actions" dropdown menu.

Promoting People » ,Who is online?'-Tool

Greatly improved control over to what is displayed in 'Who is online?-tool.

- Users can opt out of being displayed in 'Who is online?-tool.
- Administrators can select to show online only, to include offline or not show at all:
 - Contact Requests
 - Technical Support
 - Tutorial Support
 - Current Course
 - Approved Contacts
 - My Groups and Courses
 - All Users


Select Settings to Support your Scenario

- Append your ,User Agreement‘ by a sentence outlining that users will be displayed but can opt out of being displayed.
- Lists in ,Who is online?‘ can become too long to be helpful. Please consider this when selecting your settings:
 - Small organisations aiming at broad community building → set to „All Users: Online“
 - Organisations offering vocational training many courses to many participants each enrolled in one course at a time → set to „Current Groups and Courses: Online and Offline“
 - Huge universities offering hundreds of courses to tens of thousands of students which are enrolled in a dozen courses at a time → set to „Approved Contacts: Online and Offline“
 - Organisations with an approach of strictly formal instruction → set to „Technical Support: Online” and “Tutorial Support: Online”

Promoting People » ‚Who is online?‘-Tool

ILIAS 5.1: Silhouette indicates pending contact requests and users online.

Requests are highlighted in the list.



Requests for Contact

Nr. of people shown

The screenshot shows the ILIAS 5.1 Evaluation interface. At the top, there is a navigation bar with 'ILIAS 5.1 Evaluation' on the left and icons for messages (10), users (1), search, and a user profile on the right. Below this is a secondary navigation bar with 'ILIAS', 'PERSONAL DESKTOP', 'REPOSITORY', and 'ADMINISTRATION'. The main content area shows a breadcrumb trail: 'Repository » Test Area » Wiki » History of ILIAS'. The title 'History of ILIAS' is displayed in green, with a subtitle 'A wiki about the history and development of the ILIAS learning management system'. Below the title is a menu with options: 'Page', 'Edit', 'Metadata', 'History', 'Clipboard', 'Statistics', and 'What Links Here?'. A dropdown menu is open, showing a list of contacts. The first item, 'Contact Requests', is highlighted in yellow and contains one entry: 'Wolf, Fabian [fwolf]' with a silhouette icon and a green status dot. Below this are 'Approved Contacts' with three entries: 'Mersch, Andre [andre.mersch]', 'Vorkauf, Klaus [KlausVorkauf]', and 'My Groups and Courses' with one entry: 'Kruse, Fabian [Fabian.Kruse]'. Each entry in the dropdown has a profile picture icon and a green status dot.

Promoting People » ‚Who is online?‘-Tool

ILIAS 5.1: Requests for contact can be answered directly from the entry in the list.

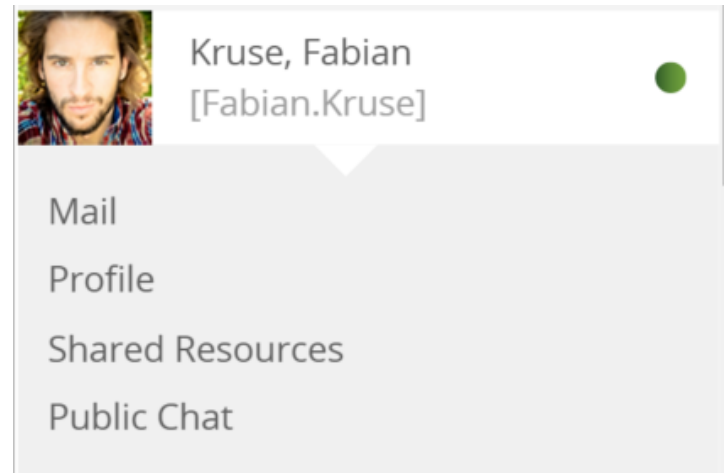
Clicking on the entry will open it.

The screenshot displays the ILIAS 5.1 Evaluation interface. At the top, a dark navigation bar contains the text 'ILIAS 5.1 Evaluation' on the left and icons for notifications (10), online users (5), search, and a user profile on the right. Below this, a main navigation bar includes the ILIAS logo and menu items: 'PERSONAL DESKTOP', 'REPOSITORY', and 'ADMINISTRATION'. The breadcrumb trail reads 'Repository » Test Area » Wiki » History of ILIAS'. The main content area features a document icon and the title 'History of ILIAS' in green, with the subtitle 'A wiki about the history and development of the ILIAS learning management system'. A bottom navigation bar contains links for 'Page', 'Edit', 'Metadata', 'History', 'Clipboard', 'Statistics', and 'What Links Here?'. A context menu is open over the 'History of ILIAS' entry, showing a 'Filter' dropdown, a highlighted 'Contact Requests' section, and a user entry for 'Wolf, Fabian [fwolf]' with a green online indicator. The menu options are: 'Confirm' (highlighted with a red box), 'Ignore', 'Mail', 'Profile', 'Shared Resources', and 'Public Chat'.

Promoting People » ‚Who is online?‘-Tool

Features to be available

- Sending a mail
- Viewing personal profile if it is published
- Accessing that users shared resources
- Chatting in the public chatroom



Enable Networking » Request for Contact

Approved Contact

- A connection are from by two users consenting to a contact request
- A user requests contact the other user can decline or accept
- Contacts are managed in the Personal Desktop labeled 'Contacts'.
- Contact can be requested in the 'Members Gallery' of courses / groups

The screenshot shows a user interface for managing contacts. At the top, there is a navigation bar with tabs for 'My Contact', 'My Mailing Lists', 'My Courses', and 'My Groups'. Below this, there are options for 'List' and 'Gallery'. The main area displays five contact cards, each with a profile picture, a name, and a status button:

Contact Name	Status
Fabian Wolf [fwolf]	Request
Andre Mersch [andr...]	Linked
Klaus Vorkauf [Klau...]	Linked
Kapitän Knaak [Kna...]	Requested Contact
Matthias Kunkel [m...]	Requested Contact

Enable Networking » Request for Contact



Contact can be

- Requested
- Requests can be withdrawn
- Requests can be confirmed or ignored
- Established links can be undone

RELATIONS TO OTHER USERS

(1 - 6 of 6) Show Filter

Execute

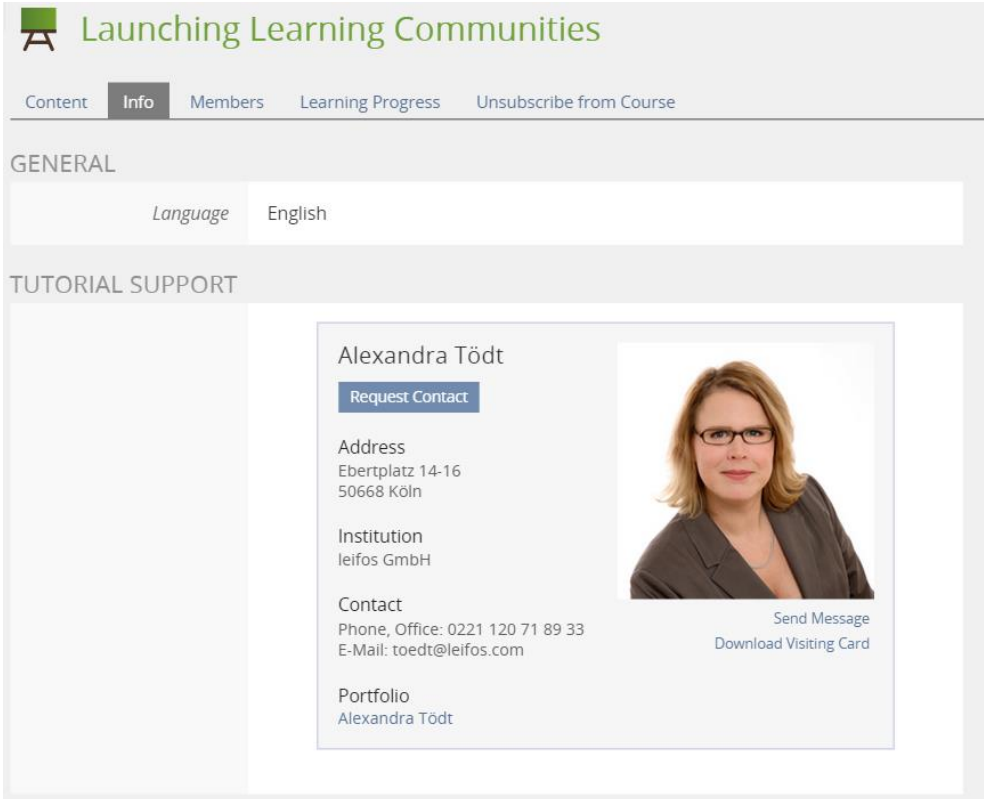
Name ↑

<input type="checkbox"/>	Andre Mersch [andre.mersch]	Linked ▼
<input type="checkbox"/>	Fabian Wolf [fwolf]	Request ▼
<input type="checkbox"/>	Matthias Kunkel [mkunkel]	Requested Contact ▼

Facilitating Learning Support

» Tutorial Support

- Course administrators or tutors can be assigned as 'Tutorial Support' for the course
- 'Tutorial Support' will be automatically connected to course members
- 'Tutorial Support' provide support to the learning process of course members



The screenshot displays the 'Launching Learning Communities' interface. At the top, there is a navigation bar with tabs for 'Content', 'Info', 'Members', 'Learning Progress', and 'Unsubscribe from Course'. Below this, the 'GENERAL' section shows the 'Language' set to 'English'. The 'TUTORIAL SUPPORT' section features a profile card for Alexandra Tödt. The profile card includes a 'Request Contact' button, a portrait photo, and contact information: Address (Ebertplatz 14-16, 50668 Köln), Institution (leifos GmbH), Contact (Phone: 0221 120 71 89 33, E-Mail: toedt@leifos.com), and Portfolio (Alexandra Tödt). There are also buttons for 'Send Message' and 'Download Visiting Card' next to the photo.

Facilitating Learning Support

» Technical Support

- Specific users can be assigned as ‘Technical Support’ for the entire platform in the administration
- ‘Technical Support’ will be automatically available for all users to answer questions on the handling of ILIAS
- ‘Technical Support’ is accessible via footer even when ‘Who is online?’ is deactivated

The screenshot shows the ILIAS 5.1 Evaluation interface. At the top, there is a dark header with the text 'ILIAS 5.1 Evaluation' and several icons: an envelope with a red '11' notification badge, a person icon with a '1' badge, a magnifying glass, and a user profile picture. Below the header, the main navigation bar includes the 'ILIAS' logo, 'PERSONAL DESKTOP', 'REPOSITORY', and 'ADMINISTRATION'. The 'REPOSITORY' menu is expanded, showing 'Repository » Sandbox'. A dropdown menu is open under the user profile picture, displaying a search filter and a list of 'Technical Support' users, with 'Meyer, Stefan [smeyer]' selected.

Road Ahead » ILIAS 5.2

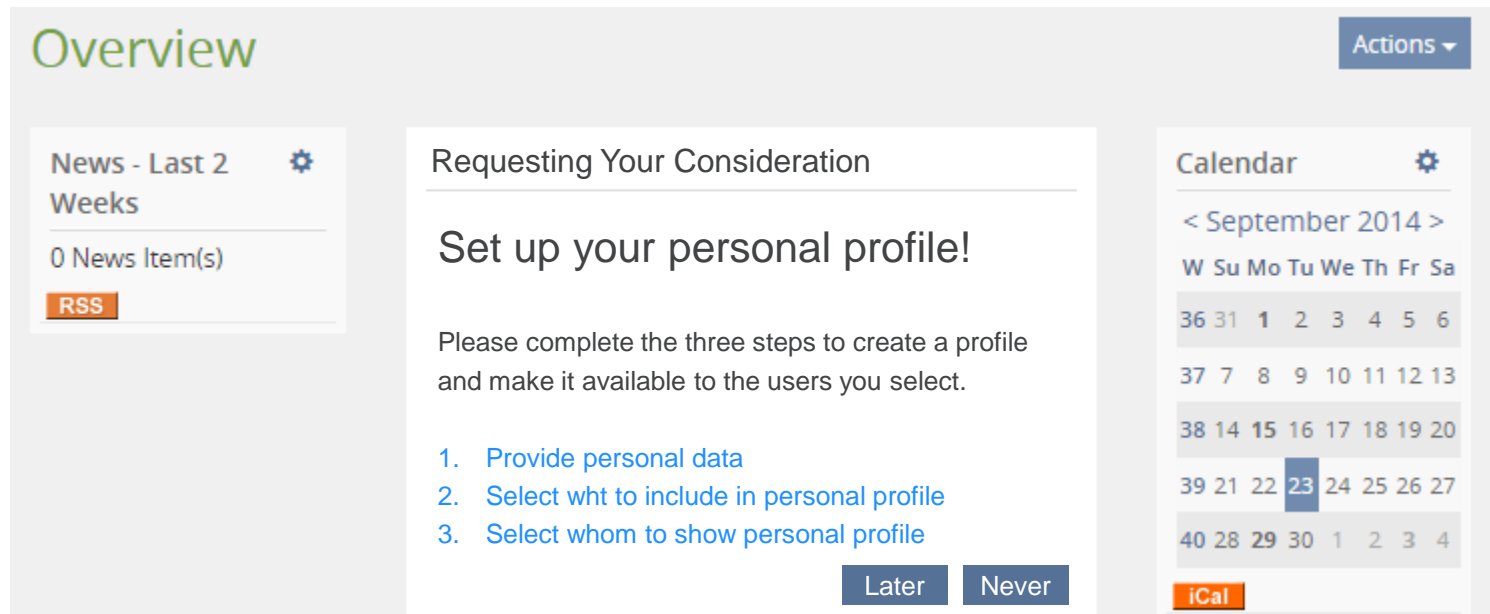
Project Status and Outlook

Some feature remain to be implemented with ILIAS 5.2 and still require funding

- On-Screen Chat directly from 'Who is online?'-tool
- Prompting to Personal Profile at first access
- Collaborating in teams
- Improve usability of sharing

Suggested for 5.2 » Prompting to Profile

- Issue: Users do not share Personal Profiles. Some are not aware of the very existence of a Public Profile.
- Suggested Solution: Prompting to Profile in registration / first login process



The screenshot shows a user interface with a central prompt to set up a personal profile. The prompt is titled "Requesting Your Consideration" and "Set up your personal profile!". It includes a list of three steps: 1. Provide personal data, 2. Select what to include in personal profile, and 3. Select whom to show personal profile. There are "Later" and "Never" buttons at the bottom of the prompt. To the left is a "News - Last 2 Weeks" widget with 0 items and an RSS button. To the right is a "Calendar" widget for September 2014, with the 23rd highlighted and an iCal button.

Overview Actions ▾

News - Last 2 Weeks ⚙

0 News Item(s)

[RSS](#)

Requesting Your Consideration

Set up your personal profile!

Please complete the three steps to create a profile and make it available to the users you select.

1. [Provide personal data](#)
2. [Select what to include in personal profile](#)
3. [Select whom to show personal profile](#)

[Later](#) [Never](#)

Calendar ⚙

< September 2014 >

W	Su	Mo	Tu	We	Th	Fr	Sa
36	31	1	2	3	4	5	6
37	7	8	9	10	11	12	13
38	14	15	16	17	18	19	20
39	21	22	23	24	25	26	27
40	28	29	30	1	2	3	4

[iCal](#)

Suggested for 5.2 » On-Screen Chat

These requirements have been gathered:

- Chat is available on every screen
- Conversation take place on an extra layer of the current screen – the context should be kept
- Conversations persist when navigating through the system
- Chat in Repository and On-Screen Chat use the same server

The screenshot displays the ILIAS 4.5 Evaluation interface. At the top, a dark header bar contains the text "ILIAS 4.5 Evaluation" on the left and navigation icons (mail with a red '5', search, and user profile) on the right. Below the header, the main content area is divided into two sections. On the left, there is a blue square logo with "ILIAS" in white, followed by the text "PERSONAL DESKTOP". Below this, a breadcrumb trail reads "Repository » Test Area » Exercise » Kant: Dignity and Price". At the bottom left, there is a document icon with a green clock, followed by the text "Kant: Dignity and Price" in green. On the right side, an on-screen chat overlay is visible. It features a white background with rounded corners and a grey border. The chat contains two messages: the first from "atoedt" at 14:43 says "Help, I can't wrap my head around Nr. 2b. How?", and the second from "Kunkel" at 14:43 says "Do you think it has a price?". Below the messages is a text input field with the placeholder "Type here ..." and a blue "Send" button. At the bottom of the chat overlay, there is a link that says "Return to Awareness Tool".

Suggested for 5.2 » Collaborate in Teams

- Users should be enabled to collaborate informally. Users have an area to quickly and spontaneously build teams.
- Users are provided with the opportunity to collaboratively create their own resources and work together. When users feel the need to collaborate they should be able to create such an area of informal collaboration by themselves.
- Teams should be containers, that can comprise repository objects
- They should not be dependent on their course administrator providing them with a container for creating their resources.
- Teams are accessible through user profiles and a global „flat“ list of teams by topics
- Teams will be automatically deleted after a period of inactivity

Suggested for 5.2 » Browsing People

- Users can advertise requests or offers for learning support
- Advertisements are displayed as tagclouds.
- Users start from an advertisement, build a team and learn together.



Matthias Kunkel [mkunkel]
Looking For Help: triangles, **function graph**, calculation of roots



Alexandra Tödt [atoedt]
General Interests: geometry, triangles, **function graph**, potency



- Mail
- Profile
- Request Contact

[analytical geometry](#) [Euler equations](#)
[triangles](#) [exponential equations](#)
[function graph](#) [conics](#)
[simultaneous equations](#) [logarithms](#)
[potency](#) [quadratics](#) [trigonometry](#)
[equivalent inequalities](#) [vector algebra](#)
[calculation of roots](#)

Links of Articles in Featurewiki

On-Screen Chat directly from 'Who is online?'-tool

→ http://www.ilias.de/docu/goto_docu_wiki_wpage_3058_1357.html

Prompting to Personal Profile at first access

→ http://www.ilias.de/docu/goto_docu_wiki_wpage_3047_1357.html

Collaborating in teams

→ http://www.ilias.de/docu/goto_docu_wiki_wpage_3055_1357.html

Improve usability of sharing

→ http://www.ilias.de/docu/goto_docu_wiki_wpage_3065_1357.html